



MSME Uncovered.

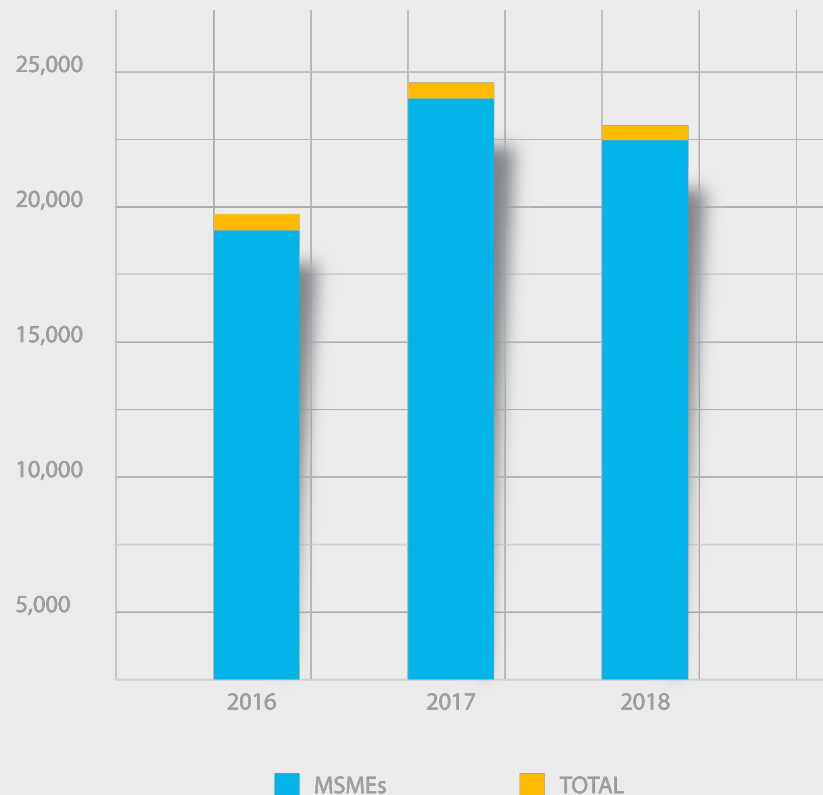
SBDC Bahamas Launch Week

*Data: Provided By Department of Inland Revenue
Presented By: Davinia Blair, Executive Director, SBDC Bahamas
Date: September 18, 2018
Location: RBC Royal Bank Auditorium, Franklyn R. Wilson Graduate Studies
Centre, University of The Bahamas*

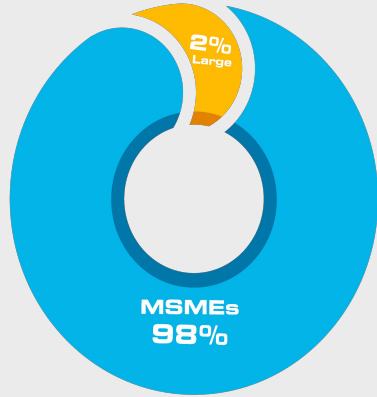
Working Definition of an MSME

**Under \$5M in Turnover Annually and
Under 50 Employees**

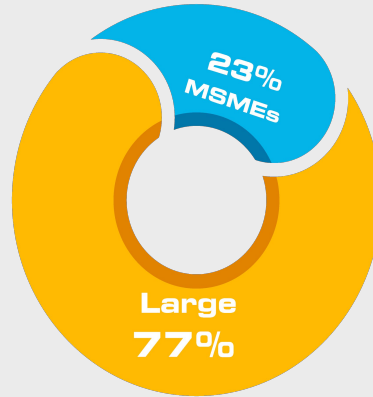
Since 2016, total number MSMEs grew by 21% and turnover grew by 10%. The sector's turnover growth is in contrast to an overall decline 5% in turnover by registered companies and the sector's 14% growth in employees outpaced the total growth of employees for registered companies of 12%.




Company, Turnover, & Employees



2018 Total Registered Companies

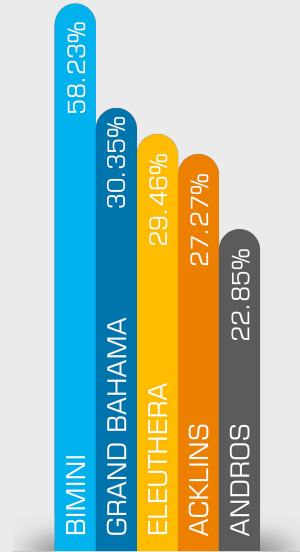


2018 Total Turnover

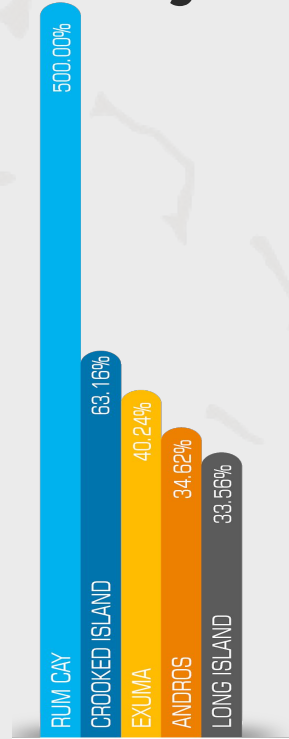


2018 Total Employees

MSME by Island



Ranking by # of MSMEs Growth




Ranking by # of Employees Growth




Ranking by Turnover Growth

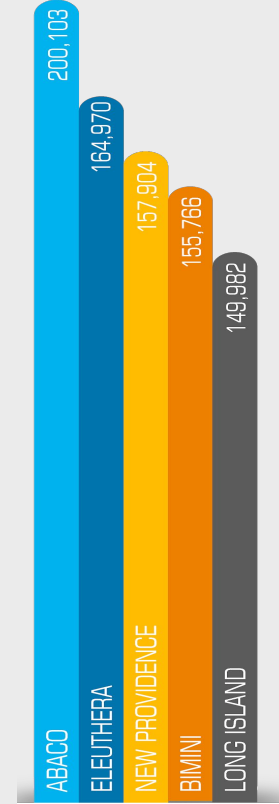
MSME Turnover Ranking



Turnover per Capita



Turnover per Employee



Turnover per MSME

Top 10 Industries by Total

Other personal service activities



25.3%

Retail trade, except of motor vehicles and motorcycles



11.3%

Land transport and transport via pipelines



10.8%

Food and beverage service activities



5.8%

Construction of buildings



5.3%

Services to buildings and landscape activities



5.2%

Specialized construction activities



3.3%

Wholesale and retail trade and repair of motor vehicles and motorcycles



3.2%

Wholesale trade, except of motor vehicles and motorcycles



2.18%

Real estate activities



2.18%


Top 10 Industries by Growth

Undifferentiated goods- and services



150%

Gambling and betting activities




100%

Scientific research and development



66.7%

Motion picture, video and television programme production



60.0%

Publishing activities




53.1%

Advertising and market research




47.2%

Sports activities and amusement and recreation activities



46.7%

Veterinary activities



44.4%

Manufacture of wood and of products of wood and cork, except furniture



42.6%


Other personal service activities




42.3%

Top 10 Industries by Turnover


Motion picture, video and television programme production




Manufacture of leather and related products




Undifferentiated goods- and services-producing activities




Public administration and defence; compulsory social security




Manufacture of basic metals




Sewerage




Manufacture of wood and of products of wood and cork, except furniture




Manufacture of other transport equipment



Activities of households as employers of domestic personnel



Manufacture of fabricated metal products, except machinery and equipment





Talk to Us.

info@sbdcbahamas.com
www.sbdcbahamas.com

Improving business
administration and providing
access to capital